



**Working
Australian Shepherd
Club Austria**



2 Day ASCA FARMTRIALS May 1 and 5, Ritzendorf, Austria Open & Advanced

Each Day: Sheep, Ducks, Cattle and Mixed (Sheep & Ducks) Trials
ASCA Sanctioning pending

Judges:

1 May: Sheep, Ducks, Cattle, Mixed: David Clayton
5 May: Sheep, Ducks, Cattle, Mixed: Anneke de Jong

Entries: will start on 1st of March 2025 and close on 31st of March 2025
No entries are accepted before 1st of March, 2025
Entering day of trial is possible if runs are still available

Entry form: <https://www.asca.org/wp-content/uploads/2016/04/stockdogentryform.pdf>

These Farm trials will be held under the current rules and regulations of ASCA®. No entry shall be accepted from a dog or handler who is disqualified from the ASCA® Stockdog program, a dog or handler who is disqualified from all ASCA® programs, or a person who is not in good standing with ASCA®

Dieser Farmtrial wird unter den momentanen Regeln des ASCA® abgehalten. Es werden keine Meldungen von Hunden oder Hundeführern akzeptiert, welche von ASCA® Programmen disqualifiziert wurden oder Personen, die in keinem guten Verhältnis zum ASCA® stehen.

Organizer: Working Australian Shepherd Club of Austria (WASCA)
Location/Ort: 2112 Ritzendorf, AT
<https://goo.gl/maps/3PS4RujQWLsU5utn8>

Course Director

Nina Krammer
Weinberggasse 28
Kleinebersdorf, 2114 AT
Krammernina(at)yahoo.de

Trial Secretary (Entries)

Susanne Schwarzmann
F. Porsche G. 26
2603 Felixdorf, AT
+43 (0) 69911106440 entries@wasca.club

Farm Trial Timetable:

Late Entries (*Nachnennung*) 8:20am
Handlers Meeting (*Parcoursbesprechung*) 8:30am
Start of Trial (*Beginn des Trials*) 9:00am

All trials will have a ½ hour break prior to the next trial.

Zwischen den Trials werden wir immer eine Pause von einer ½ Std haben (Umbau)

To all: we need stockhandlers, time- and scorekeepers on all trial days. Everybody who has free time and is there please come and help us organize this event! Please contact the Course Director if you can help. Thanks.

An Alle: *Es werden immer Timekeeper und Stockhandler gebraucht. Bitte meldet Euch beim Course Director! Danke.*

Time limit / Warning: 15 minutes and 3 minutes warning at 12 minutes

Zeitlimit / Warnung: 15 Minuten und 3 Minuten Warnung bei 12 Minuten

Ties (*Punktegleichstand*) will be decided by 1. Gather Points then 2. Sort Points



**Working
Australian Shepherd
Club Austria**



Entries

Entry Fees per run

Sheep/Ducks/Mixed per run
Cattle per run
(note: 4 cattle runs possible)

Pre-Entry

€ 35,-
€ 45,-

Day of Trial

€ 40,-
€ 50,-

1 Day Package (Sheep+Ducks+Mixed) € 90,-

Not Available

Entries are only accepted together with the entry fee. PLEASE DO NOT send cash!

Send all entries (only) via email to: entries@wasca.club

Please make sure to specify your payment as good as possible: Name of handler, call name of the dog, registration/QT number of the dog

Entries sent before entry starts cannot be accepted. If trial is full, there will be a waiting list after pre-entry closes.

For any withdrawn dog after entry closed you will get your fee back only if place can be given to a dog on the waiting list.

Die Meldegebühr ist mit der Nennung fällig. Bitte KEIN Bargeld schicken!

Bitte schickt alle Meldungen via E-Mail an: entries@wasca.club

Achtet darauf dass eure Zahlung eindeutig gekennzeichnet ist: Name des Besitzers, Rufname des Hundes, Registration/QT number.

Meldungen, die vor dem Meldebeginn geschickt werden, können nicht akzeptiert werden. Sollte der Trial voll sein, wird es eine Warteliste geben.

Sollte die Meldung zurückgezogen werden, kann das Geld nur rückerstattet werden, wenn der Platz von Warteliste gefüllt werden kann.

Replacement Fees (*Geldrückerstattung*): Ducks €60 Sheep €200 Cattle Market Value

Payment

IBAN CODE: AT58 2011184590628100 account owner: WASCA

Note: specify your name in the IBAN Comment area

Do not forget to sign your entry form!

Cancellation policy/Stornierungsbedingungen

By sending in the ASCA entry form you commit yourself to the payment of the entry fees. Money can only be returned if we get a certified proof by a vet or doctor of a sickness by the dog or owner, or if the runs can be sold otherwise by the Course Director

Mit der Einsendung des ASCA Meldescheins, ist man verpflichtet auch die Meldegebühr zu überweisen. Das Geld kann nur zurück erstattet werden bei nachweislicher Krankheit von Hund oder Mensch, oder wenn die Runs vom Course Director anderweitig verkauft werden können.

The Trial is open for other ASCA herding breeds. See list on ASCA homepage (www.asca.org).

Der Trial ist offen auch für andere Hütehunderassen, die vom ASCA offiziell anerkannt sind (siehe ASCA homepage: www.asca.org)

Please take your vaccination certificate for rabies with you. This is an event that is announced to the state vet of this district. Should he come to control the vaccination certificates and find that a dog is not vaccinated sufficiently, has no microchip identification or has no EU passport this dog will be disqualified.

Alle Hunde, die zur Veranstaltung mitgebracht werden, müssen haftpflichtversichert sein, eine gültige Tollwutimpfung vorweisen, eine Microchip Identifizierung und einen EU Impfausweis. Dies gilt auch für Besucherhunde. Dies ist eine beim Veterinäramt angemeldete Veranstaltung. Sollte bei der Kontrolle der Impfausweise eine nicht ausreichende Impfung festgestellt werden, ist mit Disqualifizierung zu rechnen.



**Working
Australian Shepherd
Club Austria**



Random draw run order will be posted prior to trial start time.

Females in heat must run in order of their class(es).

Es wird eine zufällige Startreihenfolge geben.

Hündinnen in der Hitze laufen in ihrer Klasse in Reihenfolge

Local Veterinarian/ Tierarzt:

Mag Karoline Herbich – Kaiser Josef Str. 36, 2120 Wolkersdorf

Prizes and High in Trial Awards Only qualifying scores will be counted for these prizes. FEO runs do not count for Trial Awards.

Rosettes for: Placings 1-4 (blue, red, yellow and white)

Questions? Please contact the Course Director krammernina@yahoo.de or Trial Secretary entries@wasca.club



FARM TRIAL PROGRAM SCORESHEET
 Australian Shepherd Club of America®
OFFICIAL JUDGING SCORESHEET

ENTRY # _____
TIME _____
OPEN <input type="checkbox"/>
ADVANCED <input type="checkbox"/>

AUSSIE _____ OTHER BREED _____

CATTLE X SHEEP/GOATS _____ DUCKS _____ MIXED _____ **DAY 1**

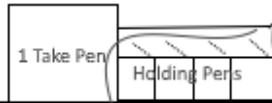
TASK	Possible Score	Deductions	Total Points
PENWORK #1 Cattle will be in Holding Pen. Take out all 6 cattle from Holding Pen through the alley into the take pen. Task starts when Holding Pen gate opens and ends when Take Pen back gate is closed.	10		
PENWORK #2 Cattle taken from the Take Pen into Field 1. Task starts when Take Pen gate is opened and ends when Take Pen gate is closed.	5		
SORT Cattle will be in Field #1. Sort out 3 marked cattle from Field 1 into the Take Pen. After the gate is closed with 3 cattle in the field, open the gate and let the 3 sorted cattle into the field. Task starts when gate opens and ends when gate is closed with all cattle in the field.	25		
LOCATION SPECIFIC TASK #1: EARTAG From Field 1 move the cattle into the corner open pen. Note the eartag number of every cattle using mobile camera or other method. Task starts when the sort completes and ends when the cattle are released from the corner pen.	20		
LOCATION SPECIFIC TASK #2: FEED Take the cattle in Field 1 to the feed area. Open can fetch or drive. Advanced must drive the cattle to the feeding area. Handler will feed the cattle until Judge signals the task is complete. Task starts when the cattle leave the corner pen and ends when the cattle exit the feed area.	20		
CHUTE Move the cattle from the trailer area into and through the chute. Advanced handlers must drive to the chute. Open handlers can drive or fetch to the chute. Task starts when cattle leave the trailer area and exit the chute.	20		
GATHER Drive (Advanced handlers)/fetch (Open handlers) and settle the cattle near the cone. Outrun/lift/fetch (Open 75 feet, Advanced 150 feet). Task starts when cattle leave the chute and ends when cattle return to the Sort Pen side. Open – handler can take dog with him/her to the start pole. Advanced – dog stays near the cattle and is called back to the handler to start the outrun from the post.	20		
PENWORK #2 Take the cattle from Field 1 into the Take Pen. Task starts when the cattle complete the gather and ends when the Take Pen gate is closed with the cattle inside.	5		
PENWORK #3 Move the cattle from the Take Pen to the Holding Pen and pen the cattle into the appropriate pen. Task starts when cattle exit the Take Pen and ends when the gate of the Holding Pen is closed.	5		

Total Deduction: _____ Total Earned: _____

COMMENTS: _____
 Judge's signature _____ Date _____ Location _____

Farmtrial 1 - Cattle

Field 1
100' x 200'



3 Eartag Check

2 Sort

7 Repen



5 Chute



6 Gather





FARM TRIAL PROGRAM SCORESHEET
 Australian Shepherd Club of America®
OFFICIAL JUDGING SCORESHEET

ENTRY # _____
TIME _____
OPEN <input type="checkbox"/>
ADVANCED <input type="checkbox"/>

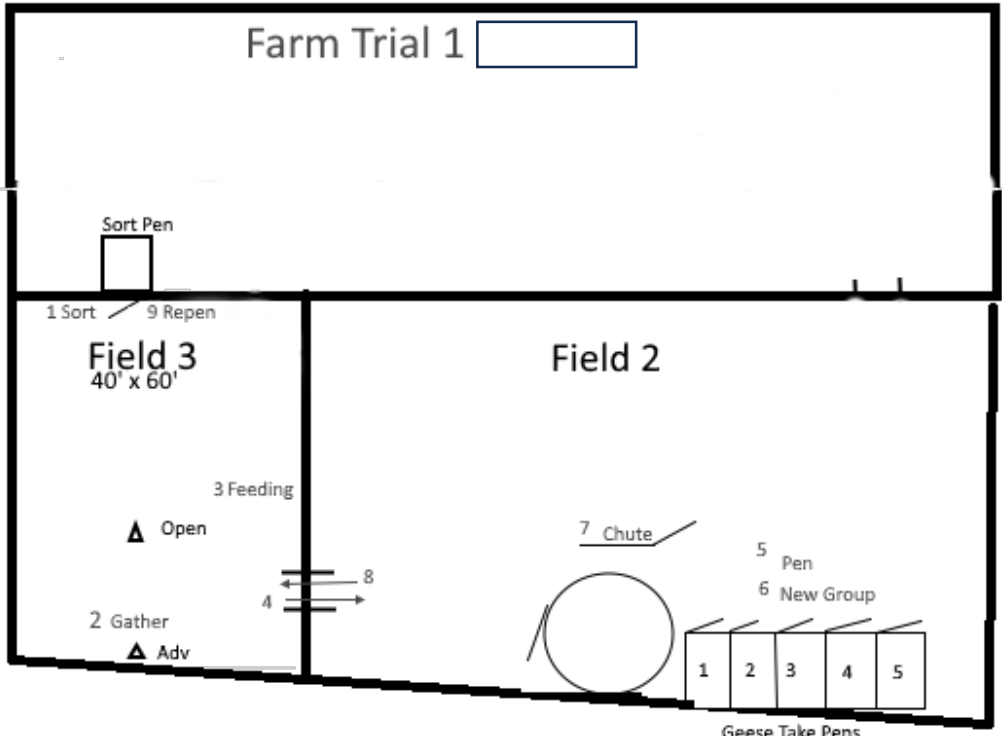
AUSSIE _____ OTHER BREED _____ CATTLE _____
 SHEEP/GOATS _____ DUCKS X MIXED _____ **DAY 1**

TASK	Possible Score	Deductions	Total Points
SORT Ducks will be in Sort Pen. Sort out 3 marked ducks from Sort Pen into Field 3. Sort can be done either direction. After the gate is closed with 3 ducks in the field, open the gate and let the 2 remaining ducks into the field. Time starts when gate opens and ends when gate is closed with all ducks in the field.	25		
GATHER Settle the ducks at the Sort Pen gate. Outrun/lift/fetch (Open 45 feet, Advanced 70 feet). Starts when ducks arrive in the field and ends when ducks arrive at the back fence cone. Open – handler can take dog with him/her to the start pole. Advanced – dog stays near the ducks and is called back to the handler to start the outrun while standing at the cone.	20		
LOCATION SPECIFIC TASK #1: FEEDING Drive (advanced)/fetch (open) and settle the ducks at the feeding pan in Field 3. Open can fetch or drive. Advanced must drive the ducks to the feeding pan. Handler will feed the ducks until Judge signals the task is complete.	20		
PENWORK #1 Take the ducks from Field 3 through gate 4 to Field 2. Task starts when feeding is done and ends when the Field 3 gate is closed.	10		
PENWORK #2 Take the ducks from Field 2 into the open holding pen. Task starts when the open holding pen gate is opened and ends when the open holding pen is closed with the ducks inside.	10		
PENWORK #3 Take the ducks out of the next holding pen (new ducks). Time starts when holding pen gate is opened and ends when holding pen gate is closed.	15		
CHUTE Bring 5 ducks through the chute and in a controlled way towards the gate for Field 3. Task starts when the holding pen gate is closed and ends when the ducks go through the chute.	20		
PENWORK #4 Take the ducks from Field 2 into Field 3. Task starts when ducks leave the chute and ends when the Field 2 gate is closed with the ducks in Field 3.	5		
PENWORK #5 Fetch or drive the ducks through Field 3 to the sort pen and pen the ducks. Time starts when the Field 3 gate is closed and ends when the sort pen gate is closed with the ducks inside.	5		
Total	130		

Total Deduction: _____ Total Earned: _____

COMMENTS: _____

Judge's signature _____ Date _____ Location _____





FARM TRIAL PROGRAM SCORESHEET
 Australian Shepherd Club of America®
OFFICIAL JUDGING SCORESHEET

ENTRY # _____
TIME _____
OPEN <input type="checkbox"/>
ADVANCED <input type="checkbox"/>

AUSSIE _____ OTHER BREED _____ CATTLE _____ SHEEP/GOATS _____
 DUCKS _____ MIXED X _____ **DAY 1**

TASK	Possible Score	Deductions	Total Points
PENWORK #1 (Sheep) Sheep will be in Holding Pen. Take out all 5 sheep from Holding Pen through the alley to the take pen and into Field 1. Task starts when Holding Pen gate opens and ends when Take Pen gate is closed with all sheep in the field.	5		
SORT (Sheep) Sheep will be in Field #1. Sort out 3 marked sheep from Field 1 into the Take Pen. After the gate is closed with 2 sheep in the field, open the gate and let the 3 sorted sheep into the field. Task starts when gate opens and ends when gate is closed with all sheep in the field.	25		
LOCATION SPECIFIC TASK #1: EARTAG (Sheep) From Field 1 move the sheep into the corner pen and close the gate. Note the eartag number of every sheep using mobile camera or other method. Task starts when the sort completes and ends when the sheep are released from the corner pen.	20		
LOCATION SPECIFIC TASK #2: TRAILER (Sheep) Take the sheep from Field 1 to the trailer. Pen the sheep into the trailer. Remove the sheep from the trailer. Task starts when the sheep leave the corner pen and ends when the sheep exit the livestock trailer.	20		
PENWORK #2 (Sheep) Move the sheep from the livestock trailer area to the take pen and into the appropriate holding pen. Task starts when sheep leave the livestock trailer area and ends when the holding pen gate is closed.	5		
PENWORK #3 (Ducks) Ducks will be in Holding Pen. Take out all 5 ducks from Holding Pen. Task starts when Holding Pen gate opens and ends when gate is closed with all ducks in the field.	5		
CHUTE (Ducks) Move the ducks from the Holding Pen area into and through the Chute. Advanced handlers must drive to the Chute. Open handlers can drive or fetch to the chute. Task starts when ducks leave the Holding Pen area and exit the Chute.	20		
PENWORK #4 (Ducks) Move the ducks from the Chute exit through the gate into Field 3. Task starts when the ducks move from the Chute exit and end when the gate is closed.	3		
GATHER (Ducks) Drive (Advanced handlers)/fetch (Open handlers) and settle the ducks near the cone. Outrun/lift/fetch (Open 45 feet, Advanced 70 feet). Starts when ducks leave Field 3 and ends when ducks return to the Sort Pen side. Open – handler can take dog with him/her to the start pole. Advanced – dog stays near the ducks and is called back to the handler to start the outrun.	20		
PENWORK #4 Take the ducks from Field 3 into Field 2. Task starts when the Field 2 gate is opened and ends when the Field 2 gate is closed with the ducks in Field 3.	3		
PENWORK #5 Move the ducks from the Field to the Holding Pen and pen the ducks into the appropriate pen. Task starts when ducks exit the Field 2 gate and ends when the gate of the Holding Pen is closed.	4		

Total Deduction: _____ Total Earned: _____

COMMENTS: _____

Judge's signature _____ Date _____

Location _____

Farmtrial Mixed 1

Field 1
100' x 200'



3 Eartag Check

2 Sort

4 Repen



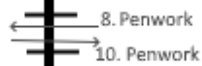
Field 3
40' x 60'

△ Cone

9. Gather

△ Open

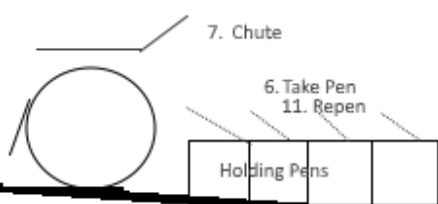
△ Advanced



Field 2

7. Chute

6. Take Pen
11. Repen





FARM TRIAL PROGRAM SCORESHEET
 Australian Shepherd Club of America®
OFFICIAL JUDGING SCORESHEET

ENTRY # _____
TIME _____
OPEN <input type="checkbox"/>
ADVANCED <input type="checkbox"/>

AUSSIE _____ OTHER BREED _____

CATTLE _____ SHEEP/GOATS_X__ DUCKS _____ MIXED _____ **DAY 1**

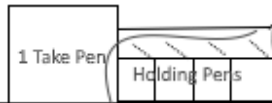
TASK	Possible Score	Deductions	Total Points
PENWORK #1 Sheep will be in Holding Pen. Take out all 5 sheep from Holding Pen through the alley into the take pen. Task starts when Holding Pen gate opens and ends when Take Pen back gate is closed.	10		
PENWORK #2 Sheep taken from the Take Pen into Field 1. Task starts when Take Pen gate is opened and ends when Take Pen gate is closed.	5		
SORT Sheep will be in Field #1. Sort out 3 marked sheep from Field 1 into the Take Pen. After the gate is closed with 2 sheep in the field, open the gate and let the 3 sorted sheep into the field. Task starts when gate opens and ends when gate is closed with all sheep in the field.	25		
LOCATION SPECIFIC TASK #1: EARTAG From Field 1 move the sheep into the corner pen and close the gate. Note the eartag number of every sheep using mobile camera or other method. Task starts when the sort completes and ends when the sheep are released from the corner pen.	20		
LOCATION SPECIFIC TASK #2: TRAILER Take the sheep from Field 1 to the trailer. Pen the sheep into the trailer. Remove the sheep from the trailer. Task starts when the sheep leave the corner pen and ends when the sheep exit the livestock trailer.	20		
CHUTE Move the sheep from the trailer area into and through the chute. Advanced handlers must drive to the chute. Open handlers can drive or fetch to the chute. Task starts when geese leave the trailer area and exit the chute.	20		
GATHER Drive (Advanced handlers)/fetch (Open handlers) and settle the sheep near the cone. Outrun/lift/fetch (Open 75 feet, Advanced 150 feet). Task starts when sheep leave the chute and ends when sheep return to the Sort Pen side. Open – handler can take dog with him/her to the start pole. Advanced – dog stays near the sheep and is called back to the handler to start the outrun from the post.	20		
PENWORK #2 Take the sheep from Field 1 into the Take Pen. Task starts when the sheep complete the gather and ends when the Take Pen gate is closed with the sheep inside.	5		
PENWORK #3 Move the sheep from the Take Pen to the Holding Pen and pen the sheep into the appropriate pen. Task starts when sheep exit the Take Pen and ends when the gate of the Holding Pen is closed.	5		

Total Deduction: _____ Total Earned: _____

COMMENTS: _____
 Judge's signature _____ Date _____
 Location _____

Farmtrial Sheep 1

Field 1
100' x 200'



3 Eartag Check

2 Sort

7 Reopen



5 Chute



6 Gather





FARM TRIAL PROGRAM SCORESHEET
 Australian Shepherd Club of America®
OFFICIAL JUDGING SCORESHEET

ENTRY # _____
TIME _____
OPEN <input type="checkbox"/>
ADVANCED <input type="checkbox"/>

AUSSIE _____ OTHER BREED _____ CATTLE ___X___ DAY 2
 SHEEP/GOATS _____ DUCKS _____ MIXED _____

TASK	Possible Score	Deductions	Total Points
PENWORK #1 Cattle will be in Holding Pen. Take out all 6 cattle from Holding Pen through the alley into the Take Pen. Task starts when Holding Pen gate opens and ends when Take Pen back gate is closed.	10		
PENWORK #2 Cattle taken from the Take Pen into Field 1. Task starts when Take Pen gate is opened and ends when Take Pen gate is closed.	5		
LOCATION SPECIFIC TASK #1: Open Alley From Field 1 move the cattle through the alley. Task starts Take Pen gate is closed and ends when the cattle exit the alley.	20		
LOCATION SPECIFIC TASK #2: Feeding Take the cattle from the Open Alley to the feed area. Handler will feed the cattle until Judge signals the task is complete. Task starts when the cattle leave the alley and ends when the cattle exit the feed area.	20		
CHUTE Move the cattle from the trailer area into and through the chute. Advanced handlers must drive to the chute. Open handlers can drive or fetch to the chute. Task starts when cattle leave the trailer area and exit the chute.	20		
GATHER Drive (Advanced handlers)/fetch (Open handlers) and settle the cattle near the cone. Outrun/lift/fetch (Open 75 feet, Advanced 150 feet). Task starts when cattle leave the chute and ends when cattle return to the Sort Pen side. Open – handler can take dog with him/her to the start pole. Advanced – dog stays near the cattle and is called back to the handler to start the outrun from the post.	20		
SORT Cattle will be in Field #1. Sort out 3 marked cattle from Field 1 into the Take Pen. After the gate is closed with 3 cattle in the field, open the gate and let the 3 sorted cattle back into the field. Task starts when gate opens and ends when gate is closed with all cattle in the field.	25		
PENWORK #2 Take the cattle from Field 1 into the Take Pen. Task starts when the cattle complete the Sort and ends when the Take Pen gate is closed with the cattle inside.	5		
PENWORK #3 Move the cattle from the Take Pen to the Holding Pen and pen the cattle into the appropriate pen. Task starts when cattle exit the Take Pen and ends when the gate of the Holding Pen is closed.	5		

Total Deduction: _____ Total Earned: _____

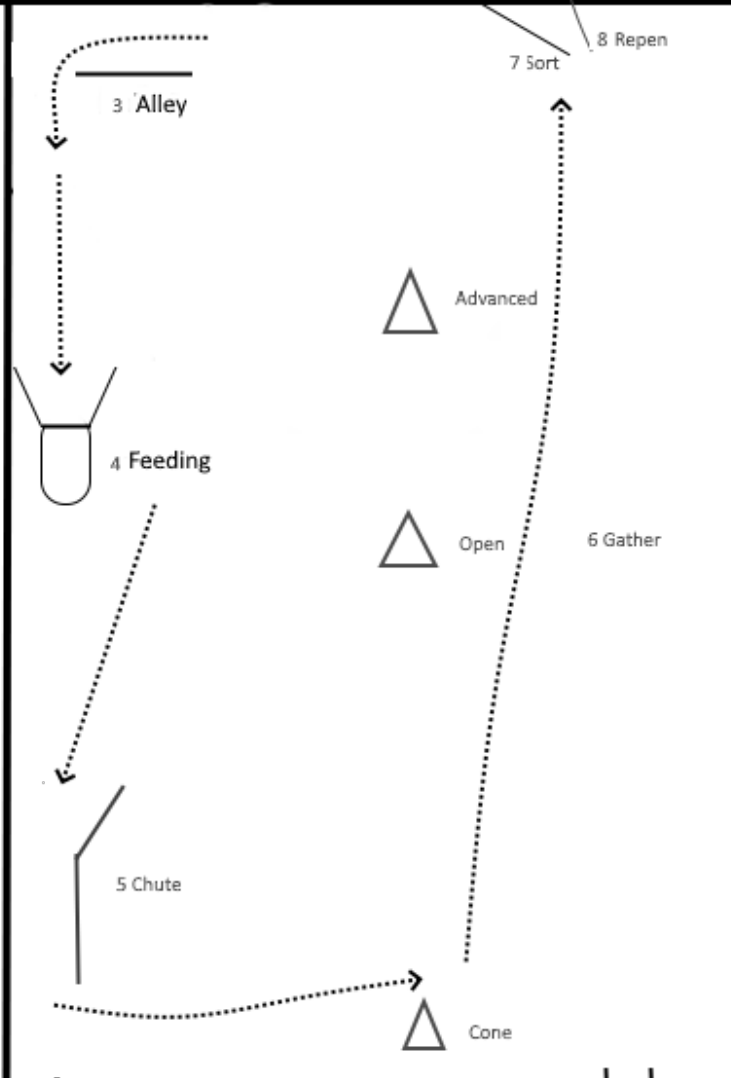
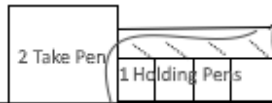
COMMENTS: _____

Judge's signature _____ Date _____

Location _____

Farmtrial 2 Cattle

Field 1
100' x 200'





FARM TRIAL PROGRAM SCORESHEET
 Australian Shepherd Club of America®
OFFICIAL JUDGING SCORESHEET

ENTRY # _____
TIME _____
OPEN <input type="checkbox"/>
ADVANCED <input type="checkbox"/>

AUSSIE _____ OTHER BREED _____ CATTLE _____

SHEEP/GOATS _____ DUCKS X MIXED _____ **DAY 2**


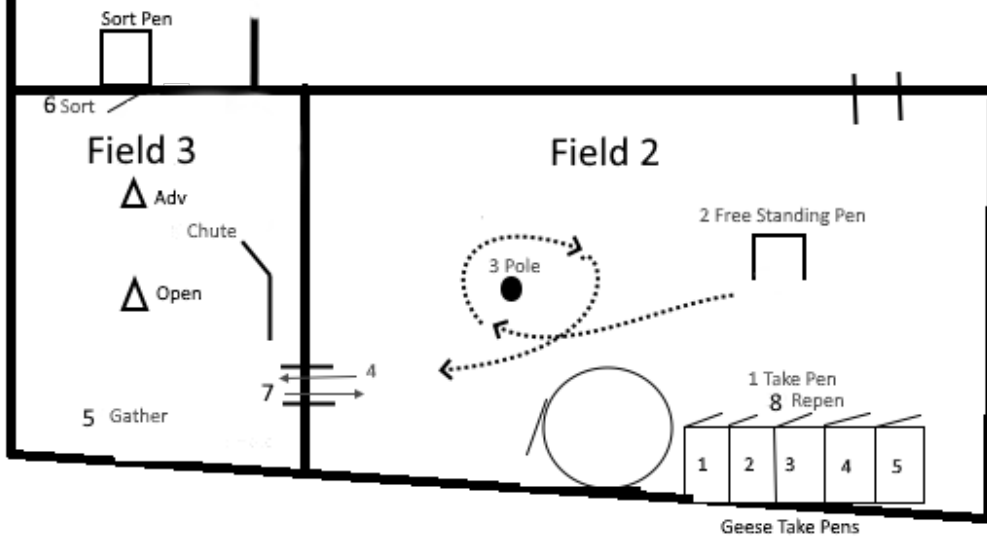
TASK	Possible Score	Deductions	Total Points
PENWORK #1 Ducks will be in Holding Pen. Take out all 5 ducks from Holding Pen towards Free Standing Pen. Time starts when Holding Pen gate opens and ends when gate is closed with all ducks in the field.	10		
PENWORK #2 Put ducks into open Free Standing Pen. Adv – hold on to rope; Open – can stand everywhere. Starts when ducks leave the Holding Pen and end when ducks are in the freestanding pen.	20		
LOCATION SPECIFIC TASK: Pole Drive (advanced)/fetch (open) to bring the ducks clockwise around the pole in Field 2 from Free Standing Pen in Field 2 towards Field 3 gate. Time starts when ducks leave the free standing pen and ends when the ducks leave the pole.	20		
PENWORK #3 Take the ducks from Field 2 to Field 3 through the gate. Time starts when ducks arrive at the gate and ends when the gate is closed.	5		
GATHER Drive or fetch and settle the ducks at the cone near the feeder. Outrun/lift/fetch (Open 45 feet, Advanced 70 feet). Starts when ducks arrive at the cone and ends when ducks return to the Sort Pen. Open – handler can take dog with him/her to the start pole. Advanced – dog stays near the ducks and is called back to the handler to start the outrun.	20		
SORT Ducks will be in Field #3. Sort out 3 marked ducks from Field 3 into the Sort Pen. After the gate is closed with 2 ducks in the field, open the gate and let the 3 sorted ducks into the field. Time starts when gate opens and ends when gate is closed with all ducks in the field. Sort can be done in either direction.	25		
CHUTE Bring 5 ducks through the chute and in a controlled way to the gate for Field 3. Task starts when the holding pen gate is closed and ends when the ducks exit the chute.	20		
PENWORK #4 Take the ducks from Field 3 into Field 2. Task starts when the Field 2 gate is opened and ends when the Field 2 gate is closed with the ducks in Field 3.	5		
PENWORK #5 Fetch or drive the ducks through Field 2 to the Holding Pen and pen the ducks. Time starts when the Field 2 gate is closed and ends when the reopen gate is closed with the ducks inside.	5		

Total Deduction: _____ Total Earned: _____

COMMENTS: _____

Judge's signature _____ Date _____ Location _____

Farm Trial 2 - DUCKS





FARM TRIAL PROGRAM SCORESHEET
 Australian Shepherd Club of America®
OFFICIAL JUDGING SCORESHEET

ENTRY # _____
TIME _____
OPEN <input type="checkbox"/>
ADVANCED <input type="checkbox"/>

AUSSIE _____ OTHER BREED _____ CATTLE _____
 SHEEP/GOATS _____ DUCKS _____ MIXED 2 _____

DAY 2

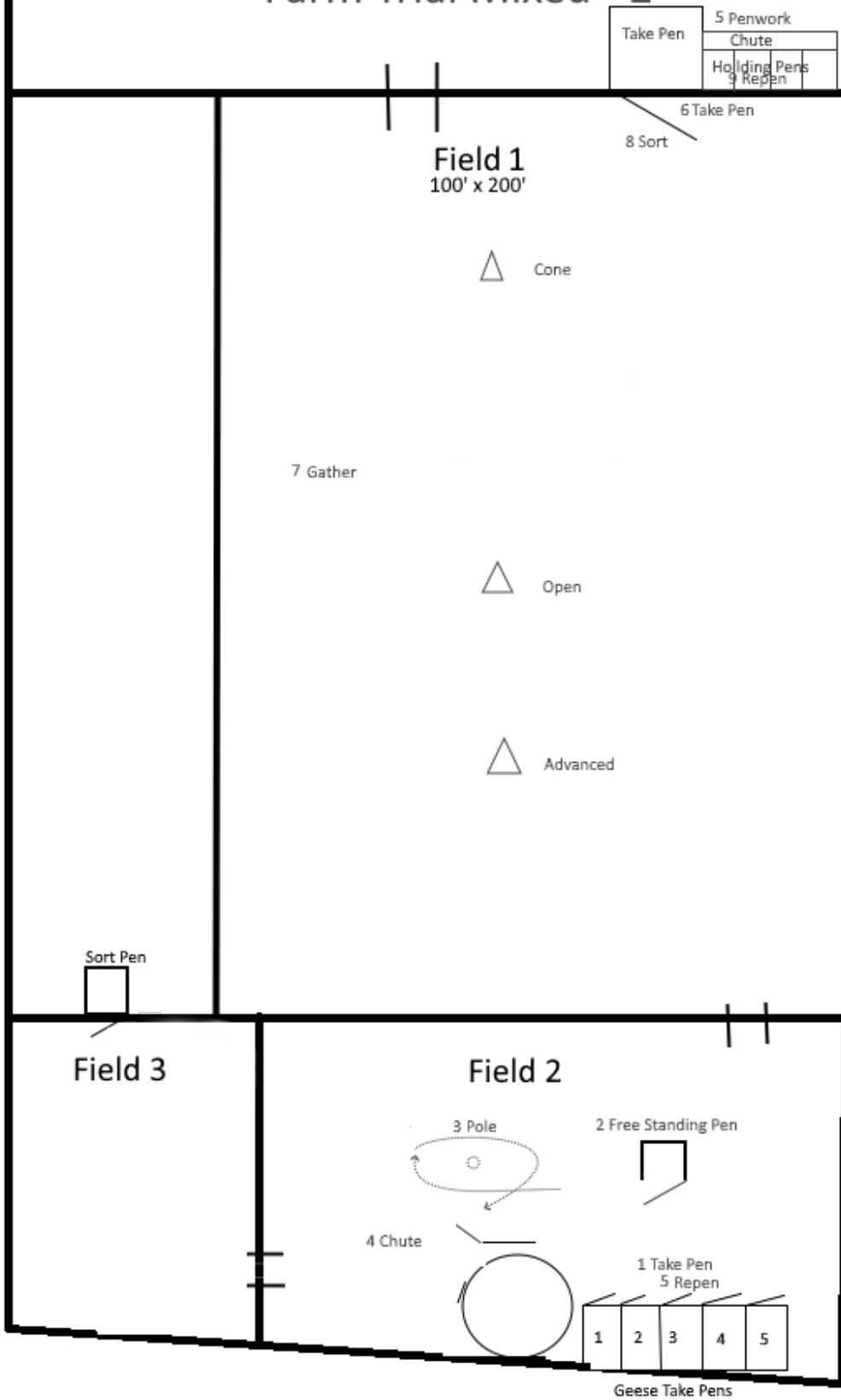
TASK	Possible Score	Deductions	Total Points
PENWORK #1 (Ducks) Ducks will be in Holding Pen. Take out all 5 ducks from Holding Pen into Field 2. Task starts when Holding Pen gate opens and ends when Holding Pen gate is closed with all ducks in the field.	5		
LOCATION SPECIFIC TASK #1: (Ducks) Pen the 5 ducks into the free-standing pen. Advanced handlers must hold the rope on the pen gate throughout the penning of the ducks. Task starts when ducks leave the Holding Pen and ends when the free-standing pen is closed.	20		
LOCATION SPECIFIC TASK #2: POLE (Ducks) Move ducks around Pole in a clockwise way. Advanced handlers must drive, Open handlers can fetch or drive. Task starts when ducks are moved from the pen and ends when ducks have left the Pole towards the chute.	20		
CHUTE (Ducks) Bring 5 ducks through the chute and in a controlled way. Task starts when the ducks complete the pole circle and ends when the ducks go through the chute.	20		
PENWORK #2 (Ducks) After the chute, move the ducks to the appropriate holding pen. Pen the ducks into the holding pen. Time starts when the ducks leave the chute and ends when the holding pen gate is closed.	5		
PENWORK #3 (Sheep) Take sheep out of holding pen, through the chute into the take pen. Task starts when the holding pen gate is opened and ends when the sheep are into the take pen.	5		
PENWORK #4 (Sheep) Take the sheep out of the take pen and into Field 1. Task starts when the take pen gate is opened and ends when the take pen gate is closed.	5		
GATHER (Sheep) Drive or fetch the sheep towards the cone. Outrun/lift/fetch (Open 50 feet, Advanced 100 feet). Task starts when sheep leave the take pen area and ends when sheep arrive at the back fence. Open – handler can take dog with him/her to the start pole. Advanced – dog stays near the sheep and is called back to the handler to start the outrun while standing at the cone.	20		
SORT (Sheep) Sheep will be in Field #1. Sort out 3 marked sheep from Field 1 into the Take Pen. After the gate is closed with 2 sheep in the field, open the gate and let the 2 remaining sheep into the take pen. Task starts when gate opens and ends when gate is closed with all sheep in the take pen. Sort can be done in either direction.	25		
PENWORK #5 (Sheep) Move the sheep from the Take Pen through the chute into the holding pen. Task starts when the take pen exit gate is opened and ends when the holding pen is closed.	5		
Total	130		

Total Deduction: _____ Total Earned: _____

COMMENTS: _____

Judge's signature _____ Date _____
 Location _____

Farm Trial Mixed - 2





FARM TRIAL PROGRAM SCORESHEET
 Australian Shepherd Club of America®
OFFICIAL JUDGING SCORESHEET

ENTRY # _____
TIME _____
OPEN <input type="checkbox"/>
ADVANCED <input type="checkbox"/>

AUSSIE _____ OTHER BREED _____ CATTLE _____
 SHEEP/GOATS X DUCKS _____ MIXED _____ 2

TASK	Possible Score	Deductions	Total Points
PENWORK #1 Sheep will be in Holding Pen. Take out all 5 sheep from Holding Pen through the alley into the Take Pen. Task starts when Holding Pen gate opens and ends when Take Pen back gate is closed.	10		
PENWORK #2 Sheep taken from the Take Pen into Field 1. Task starts when Take Pen gate is opened and ends when Take Pen gate is closed.	5		
LOCATION SPECIFIC TASK #1: Open Pen From Field 1 move the sheep into the Open Pen. Advanced handler to drive the sheep into the pen. Open handler can assist with pen. Judge will call the Pen. Task starts when the sort completes and ends when the sheep are released from the pen.	20		
LOCATION SPECIFIC TASK #2: TRAILER Take the sheep from Field 1 to the trailer. Pen the sheep into the trailer. Remove the sheep from the trailer. Task starts when the sheep leave the corner pen and ends when the sheep exit the livestock trailer.	20		
CHUTE Move the sheep from the trailer area into and through the chute. Task starts when sheep leave the trailer area and exit the chute.	20		
GATHER Drive (Advanced handlers)/fetch (Open handlers) and settle the sheep near the cone. Outrun/lift/fetch (Open 75 feet, Advanced 150 feet). Task starts when sheep leave the chute and ends when sheep return to the Sort Pen side. Open – handler can take dog with him/her to the start pole. Advanced – dog stays near the sheep and is called back to the handler to start the outrun from the post.	20		
SORT Sheep will be in Field #1. Sort out 3 marked sheep from Field 1 into the Take Pen. After the gate is closed with 2 sheep in the field, open the gate and let the 3 sorted sheep back into the field. Task starts when gate opens and ends when gate is closed with all sheep in the field.	25		
PENWORK #2 Take the sheep from Field 1 into the Take Pen. Task starts when the sheep complete the Sort and ends when the Take Pen gate is closed with the sheep inside.	5		
PENWORK #3 Move the sheep from the Take Pen to the Holding Pen and pen the sheep into the appropriate pen. Task starts when sheep exit the Take Pen and ends when the gate of the Holding Pen is closed.	5		

Total Deduction: _____ Total Earned: _____

COMMENTS: _____

Judge's signature _____ Date _____

Location _____

Farmtrial Sheep 2

